

The Sleek logo is displayed in white text on a blue background. The letter 'e' is stylized with a curved underline that extends to the right.

Sleek

A low-angle photograph of a modern skyscraper with a glass facade, set against a blue sky with light clouds. The building's lines converge towards the top of the frame, creating a sense of height and scale.

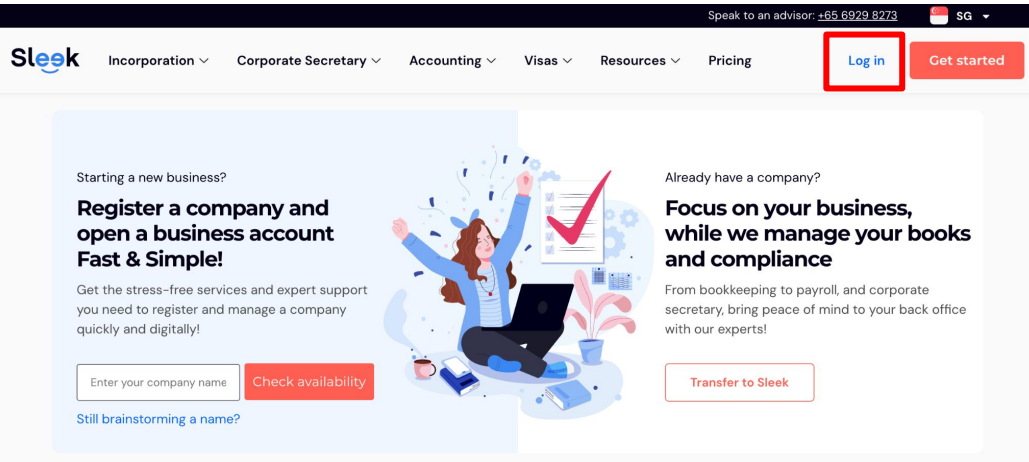
**Sending Local &
International
Transfers**

Accessing your Sleek Business Account

1. Go to www.sleek.com - click “Log in”
2. Key in your **email address** and **password**

1. Click Here

2. Email address & Password



Speak to an advisor: +65 6929 8273 SG

Sleek Incorporation ▾ Corporate Secretary ▾ Accounting ▾ Visas ▾ Resources ▾ Pricing **Log in** Get started

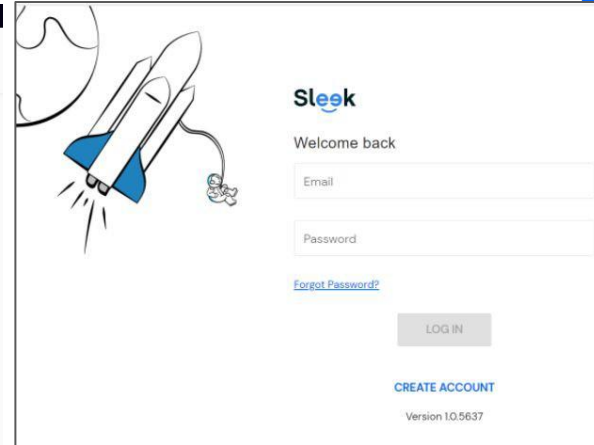
Starting a new business?
Register a company and open a business account Fast & Simple!
Get the stress-free services and expert support you need to register and manage a company quickly and digitally!

Enter your company name **Check availability**

Still brainstorming a name?

Already have a company?
Focus on your business, while we manage your books and compliance
From bookkeeping to payroll, and corporate secretary, bring peace of mind to your back office with our experts!

Transfer to Sleek



Sleek

Welcome back

Email

Password

[Forgot Password?](#)

LOG IN

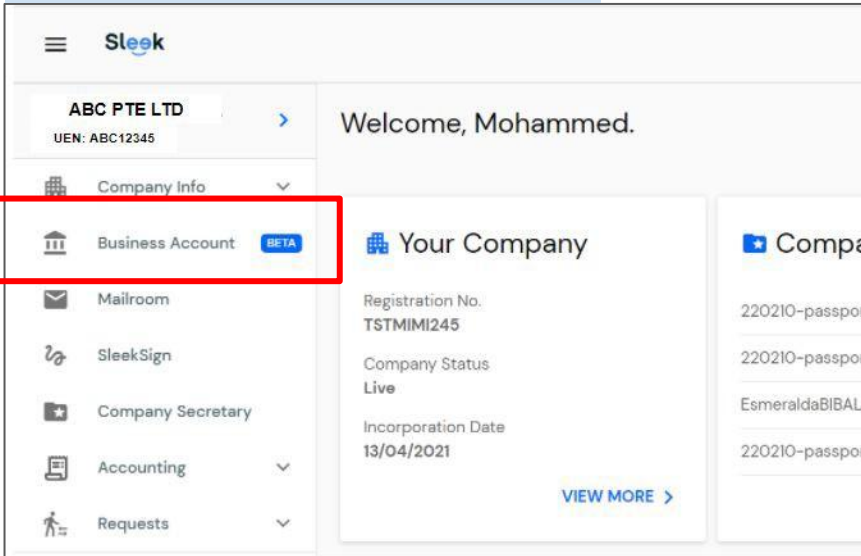
CREATE ACCOUNT

Version 1.0.5637

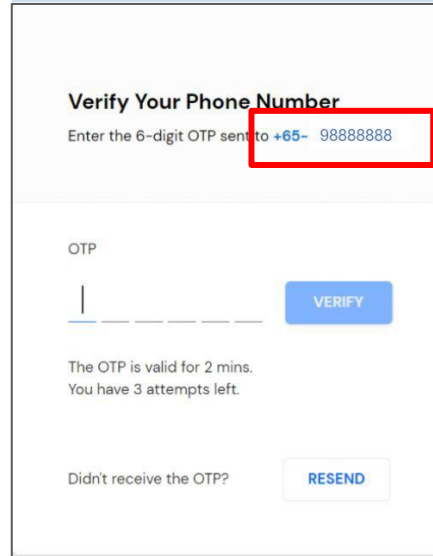
Accessing your Sleek Business Account

- 3. Click on **Business Account** on the left
- 4. On this page, key in your **OTP** sent to your **registered phone number**

3. Click on Business Account



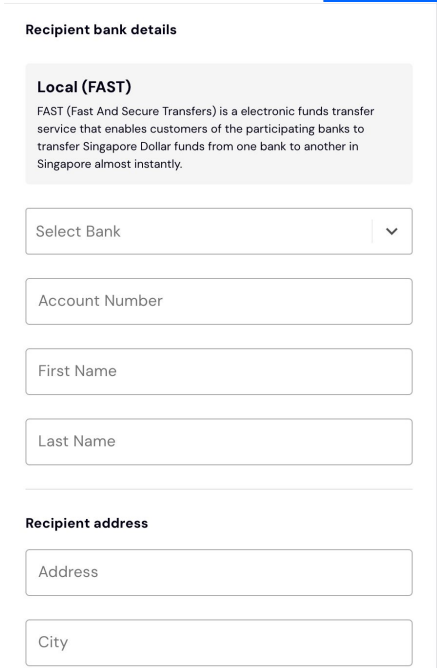
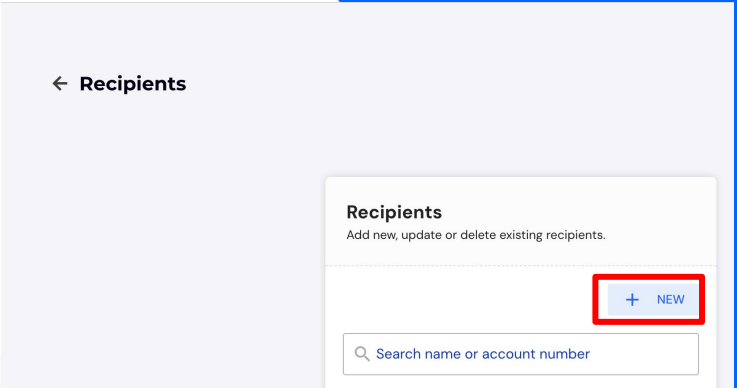
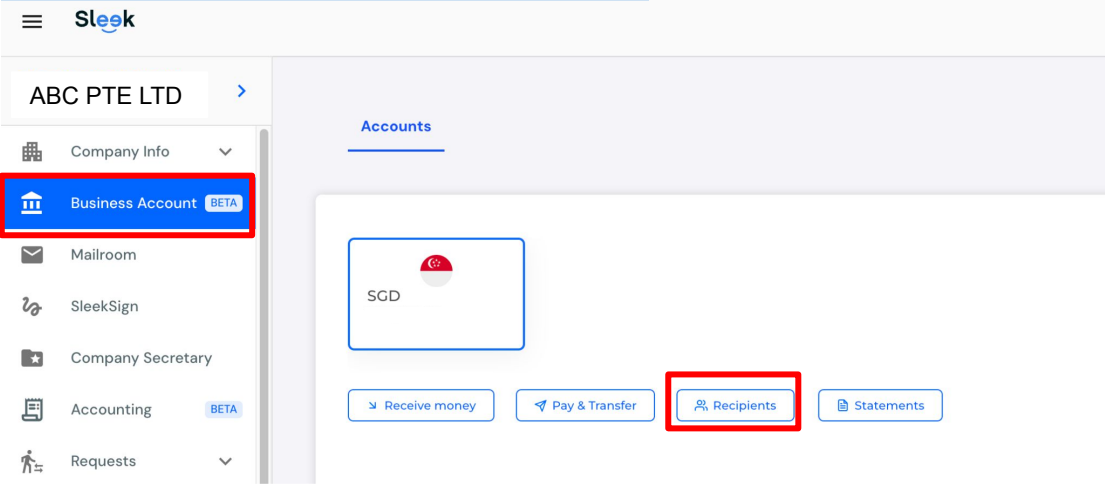
4. Your registered phone number



Accessing your Sleek Business Account

- 5. Click **Recipients** to add your payee details
- 6. Click **NEW** to add your recipient bank details

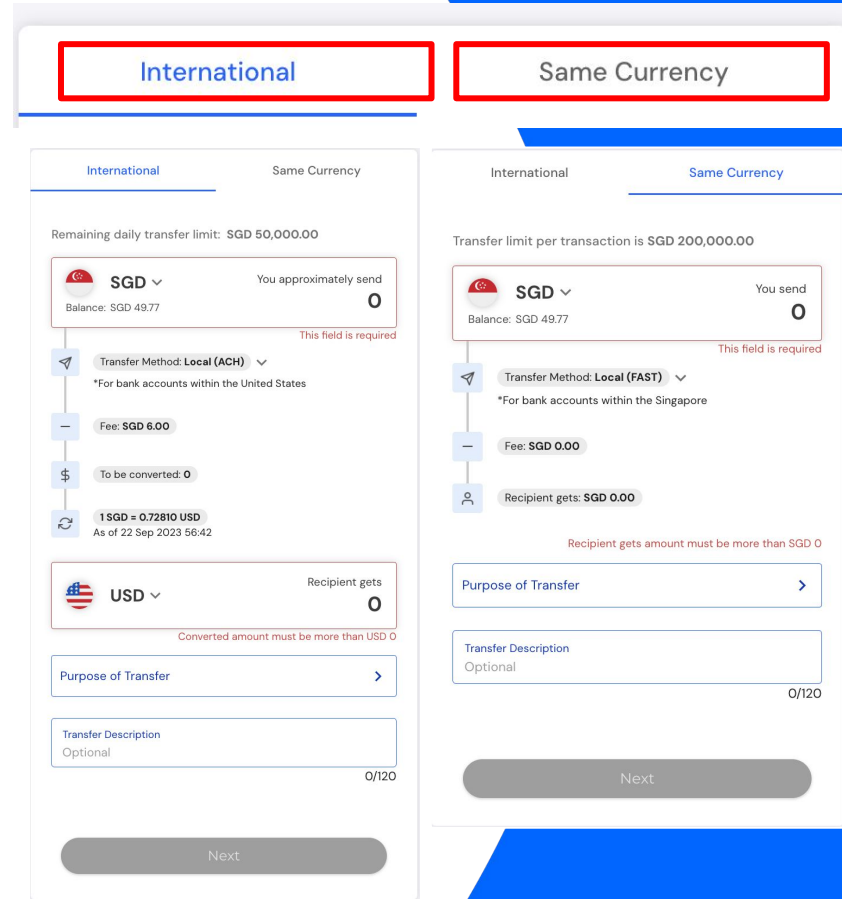
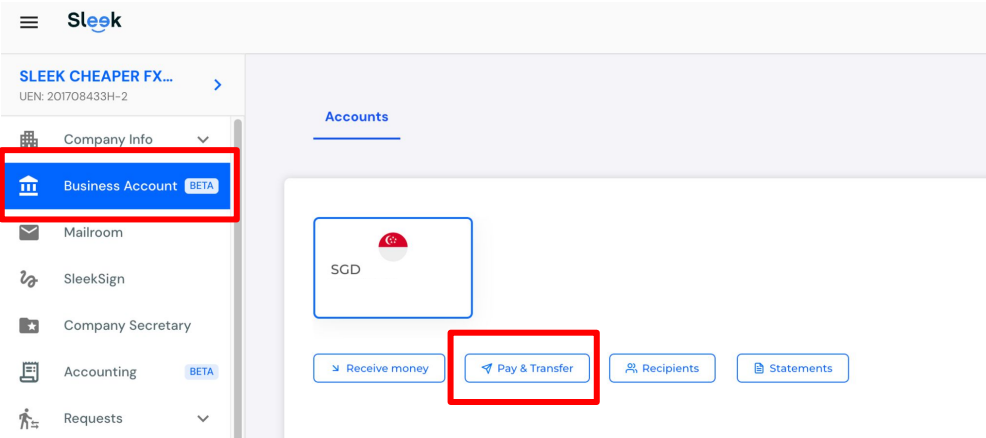
5. To view or add a recipient



Accessing your Sleek Business Account

- 7. To send outgoing funds to your beneficiary, click on **Pay & Transfer**
- 8. Choose between **International** or **Same currency**

7. Pay & Transfer



To Make an International Transfer

9. Input all necessary information to initiate your international transfer

International Same Currency

Remaining daily transfer limit: SGD 50,000.00

Balance: SGD 49.77 You approximately send 49.70

Transfer Method: Local (ACH)
*For bank accounts within the United States

Fee: SGD 6.00

To be converted: SGD 43.70

1 SGD = 0.72810 USD
As of 22 Sep 2023 39:31

Recipient gets 31.82

Purpose of Transfer

Transfer Description
Optional

You are saving up to SGD 24.80 vs traditional banks

Next

Your Current Balance

Do take note of the different transfer methods and please carefully pick the one that best fits your needs

Currency & Amount you intend to send

Purpose of Transfer

Transfer Description

Once done, click "Next"

International Same Currency

Remaining daily transfer limit: SGD 50,000.00

SGD 49.77 You approximately send 0

Transfer Method: Local (ACH)
*For bank accounts within the United States

Fee: SGD 6.00

To be converted: 0

1 SGD = 0.72810 USD
As of 22 Sep 2023 56:42

Recipient gets 0

Purpose of Transfer

Transfer Description
Optional

Next

Once details are filled in, review and click "Send"

Do take note of the daily outgoing SGD 50,000 transaction limit. Should you wish to transact more than SGD 50,000 per day, please contact us at businessaccount@sleek.com

Please find more details here:

<https://help.sleek.com/article/ox6a3cry3h-kba-sending-money>

Review and send

SGD 10.00 USD 2.91

Transfer method	Local (ACH)
Transfer fees	SGD 6
Exchange rate	1 SGD = 0.72810 USD As of a few seconds ago
Recipient gets	USD 2.91
Purpose	Dining & Entertainment
Description	test
Arriving time	2-3 business days

Mcomsec (pte. Ltd.)
Account number / IBAN 9600005051970768
BIC/SWIFT

Back Send



To Make an International Transfer

10. Fill in the field above accordingly, then click “Next”
11. Once you have ensured the details are correct, click “Send”

The screenshot shows a mobile app interface for making an international transfer. It features several input fields and a button, all highlighted with red rectangular boxes. At the top right, a box labeled 'Your current balance' displays '\$\$4.61'. Below this, a box for 'You send' shows 'SGD' with a Singapore flag icon and '0.00'. A 'Purpose of Transfer' field contains a right-pointing chevron. A 'Transfer Description' field is labeled 'Optional' and has a character count '0/120'. At the bottom, a blue rounded button labeled 'Next' is highlighted.

Your Current Balance

Currency & Amount
you intend to send

Purpose of Transfer

Transfer Description

9. Once done, click
“Next”

The screenshot shows the 'Review and pay' screen of the app. At the top, it displays 'Review and pay' and 'SGD' with a Singapore flag icon, followed by the amount '1.00'. Below this, a recipient card shows a blue circle with 'NT', the name 'Benjamin Goh F&B', and 'DBS BANK | 36512345'. The 'Purpose of Transfer' is listed as 'Dining & Entertainment' with a fork and knife icon, and the 'Transfer Description' is '-'. At the bottom, a blue rounded button labeled 'Send' is highlighted with a red box. A small 'Edit transaction' link is visible below the button.

Review and pay

SGD
1.00

NT Benjamin Goh F&B
DBS BANK | 36512345

Purpose of Transfer: Dining & Entertainment
Transfer Description: -

Send

Edit transaction

10. Click “Send”

To Make an International Transfer - transfer methods

International Same Currency

Remaining daily transfer limit: SGD 50,000.00

SGD ▼ You approximately send **49.77**
Balance: SGD 49.77

Transfer Method: Local (ACH) ▼
*For bank accounts within the United States

Fee: SGD 6.00

To be converted: SGD 43.77

1 SGD = 0.72767 USD
As of 25 Sep 2023 45:52

Recipient gets **31.85**
USD ▼

Purpose of Transfer ▶

Transfer Description
Optional

0/120

You are saving up to SGD 24.78 vs traditional banks

Next

Do note that local routes can take up to 1-2 business days while SWIFT payments can take up to 3-5 business days

Do take note of the different international transfer methods that are available to input, and the different fees charged for each method

Local routes (ACH, FPS, SEPA etc) are available depending on the currency selected and the destination bank account (sending USD to a bank account within USA, sending Pounds to a bank account within the UK).

SWIFT - Wire Transfer method is available for international payments of different currencies for bank accounts outside the currency origin (sending USD to a bank account outside of USA, sending Pounds to a bank account outside of the UK).

International Same Currency

Remaining daily transfer limit: SGD 50,000.00

SGD ▼ You approximately send **49.77**
Balance: SGD 49.77

Transfer Method: SWIFT - Wire Transfer ▼
*For bank accounts outside the United States

Fee: SGD 15.00

To be converted: SGD 34.77

1 SGD = 0.72767 USD
As of 25 Sep 2023 45:52

Recipient gets **25.30**
USD ▼

Purpose of Transfer ▶

Transfer Description
Optional

0/120

You are saving up to SGD 15.62 vs traditional banks

Next

To add a individual recipient for an International Transfer

Select your intended recipient or click **New** to add recipient not shown under “Recent”.

The screenshot shows the 'Recipients' screen in the Sleek app. At the top, there are two tabs: 'Recipients' (selected) and 'My Accounts'. Below the tabs, there is a message: 'Transfer funds instantly between your accounts, other banks in Singapore and internationally.' Underneath, there is a section titled 'Select a Recipient' with a search bar and a '+ New' button highlighted with a red box. Below the search bar, there is a list of 'Recent' recipients, each with a circular icon, name, and details (IBAN, SWIFT, and currency).

Click New

Add new recipient

USD Australia

Recipient type

Individual Business

Recipient bank details

SWIFT – International Wire Transfer

To send USD outside of the Australia we need to use International Wire Transfer via the SWIFT network. It will take 4-5 business days to complete the transfer.

Bank Name

First Name

Last Name

BIC/SWIFT

Account Number

Routing Code (Optional)

Recipient address

Address

City

State or Province

Postcode

Back

Add recipient

Select the destination Country and currency

Input the destination Bank name

Input the recipient's first name

Input the recipient's last name

Input the destination BIC/SWIFT

Input the destination account no.

Input the Recipient's Address

Click Add Recipient, once you confirm the details are correct

To Make an Local Transfer

Input all necessary information to initiate your local transfer

International Same Currency

Transfer limit per transaction is SGD 200,000.00

SGD You send 40

Balance: SGD 49.77

Transfer Method: Local (FAST) *For bank accounts within the Singapore

Fee: SGD 0.00

Recipient gets: SGD 40.00

Purpose of Transfer >

Transfer Description Optional

0/120

Next

Your current balance and amount you wish to send

The transfer method to transfer SGD within Singapore between participating banks

Purpose of Transfer

Transfer Description

Once done, click "Next"

Add new recipient

SGD Singapore

Recipient type

Individual Business

Recipient bank details

Local (FAST)

FAST (Fast And Secure Transfers) is an electronic funds transfer service that enables customers of the participating banks to transfer Singapore Dollar funds from one bank to another in Singapore almost instantly.

Select Bank

Account Number

First Name

Last Name

Recipient address

Address

City

Back Add recipient

Input the destination Bank

Input the Account Number

Input the recipient's first name

Input the recipient's last name

Input the recipient's address and city

Click Add recipient once details are entered and correct

Review and send

SGD

10.00

Transfer method Local (FAST)

Transfer fees SGD 0

Recipient gets SGD 10.00

Purpose Dining & Entertainment

Description test

Arriving time Immediately

Customer

Account number / IBAN

Bank name

BIC/SWIFT

Back Send

Once details are filled in, review and click "Send"